

Jape

FURNISHING SUPERSTORE

YOUR TRUSTED PARTNER
FOR EXPERT
FURNITURE
FITOUTS

VIEW CATALOGUES ONLINE
Visit shapefurniture.com.au



CITI WORKSTATIONS

See page 6-11 for full details

HALF DOOR
BOOKCASE

\$539

CTSC18HD

HORIZONTAL
BOOKCASE

\$799

CTSC0918

BACK TO BACK 4P
1200W X 750D

\$371

PER PERSON
CTLMBB41275C/S


Price includes 2x
Acoustico screens
APBR0411

METT CHAIR

\$459

INCL ARMS
METT12

3 CITI LEG STYLES



ALL-STEEL MOBILE PEDESTAL



10
YEAR
WARRANTY

ONLY

\$189

MPBS2DF

See page 2

• Available in White,
Graphite Ripple or
Black Satin



2-3
Steel
Storage

4-6
Shipshape
Office
Furniture

6-11
Citi System
Furniture

12
Electric
Sit-Stand
Desks

13
Tables &
Benches

14-15
Reception &
Lounges

16-17
Chairs
Visitor &
Mesh

18-19
Chairs
Operator &
Executive

20-21
Education
Furniture

22-23
Education
Tables

24
Education
EDCO
Chairs

BEST PRICES IN DARWIN JAPE FURNISHING SUPERSTORE Phone: **0889 231189**
Shop 10/356-366 Bagot Road • Millner • NT 0810 • Fax: 08 8923 1168
www.jape.com.au email: japecommercial@jape.com.au

FILING CABINET

LOCKABLE

4 DRAWER
\$399
1300mm H
FCBS4D

3 DRAWER
\$369
1010mm H
FCBS3D

2 DRAWER
\$299
710mm H
FCBS2D

- 460W x 620D
- Full extension ball bearing runners
- 4 durable powder coat colours: Graphite Ripple, White, Grey & Black Satin



Built STRONG

10 YEAR WARRANTY

ALL-STEEL MOBILE PEDESTAL

LOCKABLE

ONLY

\$189
MPBS2DF



- 590H x 390W x 500D
- 2 drawers plus file
- Heavy duty ball bearing runners on file drawer
- Fully assembled
- White, Graphite Ripple or Black Satin



Built STRONG

10 YEAR WARRANTY

Citi MOBILE PEDESTAL

ONLY

\$229
CTMP2DF



- 597H x 390W x 500D
- Lockable
- 2 drawer plus file
- 4 colour handles - Green, Red, Blue or Black
- Heavy-duty ball-bearing runners on file drawer

10 YEAR WARRANTY

METAL STATIONERY CUPBOARDS

4 SHELVES

\$459
2100mm H
SCBS21

3 SHELVES

\$369
1827mm H
SCBS18

2 SHELVES

\$289
1010mm H
SCBS10



EXTRA SHELF (INCLUDING CLIPS)
\$35
SCBSSH02

- 905W x 460D
- Adjustable shelves
- Three point locking mechanism
- Priced in White, Graphite Ripple & Silver Grey




Built STRONG

10 YEAR WARRANTY

TAMBOUR DOOR CUPBOARDS

HUGE SAVINGS
Ask about 1120mm wide CLEARANCE



PLANTER BOX

- 200mm high
- Available in 900W (holds 3 x 200mm dia pots PLBS09 **\$160** or 1200W (holds 4 x 200mm dia pots) PLBS12 **\$180**
- Black or White
- Suitable for artificial plants. Sold separately.

900W
\$889
4 SHELVES
2000mm H
TDBS20H09W

1200W
\$1049
4 SHELVES
2000mm H
TDBS20H12W

900W
\$679
2 SHELVES
1200mm H
TDBS20H12W

1200W
\$759
2 SHELVES
1200mm H
TDBS12H12W

900W
\$619
2 SHELVES
1016mm H
TDBS10H09W

900W
\$669
2 SHELVES
1016mm H
TDBS10H12W

- 1120W x 460D • Lockable • Adjustable shelves included
- Available in White with White doors or Graphite Ripple with Grey doors
- Attractive roller shutter doors, retract inside the cabinet
- Extra Shelf 900W or 1200W **\$35** TDBSSH09/12

Black or White only

Built STRONG

10 YEAR WARRANTY



PIGEON HOLE UNITS

20 HOLE

\$399
PHBS20

40 HOLE

\$549
PHBS40



- 40 hole, 1827H x 1040W x 385D
- 20 hole, 1010H x 1040W x 385D
- All steel construction
- White & Graphite Ripple

LATERAL FILING CABINETS

2 DRAWER

\$579
LFBS2D

3 DRAWER

\$689
LFBS3D



- 2 Drawer - 720H x 900W x 450D • Anti tilt
- 3 Drawer - 1010H x 900W x 450D • Available in White or Black Satin

Built STRONG

10 YEAR WARRANTY



*Prices do not include delivery; assembly; installation or rubbish removal (unless specified). SPOA.

Toughest Steel Storage

LOCAL SERVICE
HUGE RANGE
BEST PRICE

INDUSTRIAL STEEL SHELVING



EXTRA SHELF
\$35 SCBSSH02

- 4 Adjustable shelves
- 2100H x 905W x 460D
- Silver Grey

Built STRONG

10 YEAR WARRANTY

LOCKERS (Silver Grey)



Style	Size	Code	Latch	Key Lock
Single Door	305W x 1827H x 460D	LKBS301/K	\$219	\$224
2 Door	305W x 1827H x 460D	LKBS302/K	\$229	\$239
4 Door	305W x 1827H x 460D	LKBS304/K	\$239	\$259
Single Door	380W x 1827H x 460D	LKBS381/K	\$229	\$234
2 Door	380W x 1827H x 460D	LKBS382/K	\$239	\$249
4 Door	380W x 1827H x 460D	LKBS384/K	\$249	\$269

- Comes with latch-lock (use your own padlock)
- Also available in banks of 2 or 3

QUICK DELIVERY

Built STRONG

10 YEAR WARRANTY

INDUSTRIAL QUALITY LONG SPAN SHELVING



A INITIAL
\$759
1900mm H
LSBS18I

B EXTENSION
\$459
950mm W
LSBS09E

350kg WEIGHT RATING

Built STRONG

10 YEAR WARRANTY

2100H x 600D

1000W Initial	\$559	LSBS09I
B 950W Extension	\$459	LSBS09E
A 1900W Initial	\$759	LSBS18I
1850W Extension	\$659	LSBS18E

EXTRA ADJUSTABLE SHELF (Pack of 2)

900W	\$150	LSBS09A
1800W	\$230	LSBS18A

- High quality all steel construction
- Massive 350kg per shelf capacity
- Supplied with 2 adjustable shelves and 2 fixed shelves as standard

A PEBBLE

- 400/350W x 400D x 650H
- Solid Steel Design with Heavy Base for Stability
- Available in Black or White

PEBBLE
\$209
PEBB400

SIDE TABLES



XO SIDE TABLE

\$209
XOST400

B "XO" SIDE

- 400mm diameter White lacquer top
- 640mm high, polished Aluminum base



"XO" MOBILE RESOURCE CENTRE

SMALL
\$339
XORESC01

- Steel handle
- 598W x 450D x 1000H
- Lockable single drawer and door

3 YEAR WARRANTY

e zero



Citi FREE STANDING PANEL SCREENS

FROM
\$324
CTFS1275.CH



1200H	
750W	\$324 CTFS1275.CH
1200W	\$384 CTFS1212.CH
1500W	\$424 CTFS1215.CH
1800W	\$474 CTFS1218.CH

1500H	
750W	\$344 CTFS1575.CH
1200W	\$434 CTFS1512.CH
1500W	\$494 CTFS1515.CH
1800W	\$554 CTFS1518.CH

Charcoal Fabric/White Melamine as pictured - while stocks last.



Silver Fabric/Black Frame (New)*

Black Fabric/White Frame (New)*

*Full height fabric (see page 11)

BLOK SCREENS

FROM
\$289
BLOK1515



1500H x 1500W	\$289	BLOK1515
1500H x 1800W	\$319	BLOK1518
1800H x 1500W	\$319	BLOK1815
1800H x 1800W	\$349	BLOK1818

- 50mm thick • Pinnable surface

*Prices do not include delivery; assembly; installation or rubbish removal (unless specified). \$POA

www.shapefurniture.com.au



How healthy
is your office?

zero

EXCLUSIVE TO SHAPE
Our SHIPSHAPE range uses
board containing near to zero
formaldehyde...Does yours?

SHIPSHAPE

- E0 Environmentally Friendly board
- 10 year commercial warranty
- Flat-packed or fully assembled

- 100s of products (3 col combos) for quick delivery
- Metal-sided drawers and runners with solid bases
- Strong cammed-construction for easy assembly
- Ball-bearing full extension runners on file drawers
- 25mm on 18mm solid melamine construction
- 2mm hard-wearing rigid PVC edge



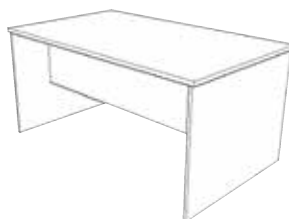
COLOURS: Red Cherry/Ironstone,
Select Beech/Ironstone, White/Silver

A BOOKCASE HUTCH



CODE	SIZE	PRICE
SHHU12	1200W x 320D x 1075H	\$279
SHHU15	1500W x 320D x 1075H	\$309
SHHU18	1800W x 320D x 1075H	\$369

B STRAIGHT DESK (Open) - 3/4 Modesty



CODE	SIZE	PRICE
SHDK1260	1200W x 600	\$189
SHDK1575	1500W x 750D	\$199
SHDK1590	1500W x 900D	\$269

CODE	SIZE	PRICE
SHDK1875	1800W x 750D	\$269
SHDK1890	1800W x 900D	\$289
SHDK2190	2100W x 900D (Full Modesty)	\$379

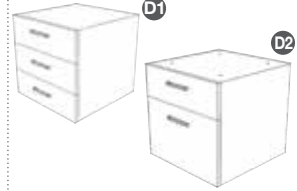
C RETURN (Open)



CODE	SIZE	PRICE
SHRT09	900W x 600D x 727H	\$129
SHRT12	1200W x 600D x 727H	\$149

- OPTIONAL DRAWER BOX**
ADD \$140 SHDB1DF/SHDB3D
• Available in left or right (Universal)

D FITTED DRAWER BOX



CODE	SIZE	PRICE
D1 SHDB3D	3 DRAWER	\$140
D2 SHDB1DF	1 DRAWER + FILE	\$140

- Full extension ball bearing runner on file drawer
- 450H x 463W x 473D

E CORNER WORKSTATION (Open)



CODE	SIZE	PRICE	CODE	SIZE	PRICE
SHWS61212	1200 x 1200 x 600	\$319	SHWS61221	1200 x 2100 x 600	\$379
SHWS61215	1200 x 1500 x 600	\$339	SHWS61521	2100 x 1500 x 600	\$399
SHWS61218	1200 x 1800 x 600	\$349	SHWS61821	2100 x 1800 x 600	\$419
SHWS61515	1500 x 1500 x 600	\$349	SHWS62121	2100 x 2100 x 600	\$449
SHWS61518	1800 x 1500 x 600	\$369	SHWS71818	1800 x 1800 x 750	\$489
SHWS61818	1800 x 1800 x 600	\$399	SHWS71821	2100 x 1800 x 750	\$539
			SHWS72121	2100 x 2100 x 750	\$589

F STORAGE CUPBOARDS (Includes full doors)



CODE	SIZE	LEVELS	PRICE
SHSC09	900H x 900W x 400D	2	\$349
SHSC12	1200H x 900W x 400D	3	\$409
SHSC18	1800H x 900W x 400D	5	\$519

• 3 sizes & 3 colour combos
• 25mm shelves • 18mm back

G DELUXE BOOKCASES



CODE	SIZE	LEVELS	PRICE
SHBC09	900H x 900W x 400D	2	\$209
SHBC12	1200H x 900W x 400D	3	\$249
SHBC18	1800H x 900W x 400D	5	\$349

EXTRA SHELF \$35 SHSH900

H STORAGE CUPBOARDS (Includes half doors)



CODE	SIZE	LEVELS	PRICE
SHSC18HD	1800H x 900W x 400D	5	\$489

• 25mm shelves
• 18mm back

*Prices do not include delivery; assembly; installation or rubbish removal (unless specified). \$POA



I FILING CABINETS

Three white filing cabinets are shown in a row, decreasing in size from left to right. The leftmost cabinet is the tallest with four drawers. The middle cabinet is shorter with three drawers. The rightmost cabinet is the shortest with two drawers. All cabinets have a simple, clean design with horizontal lines separating the drawers.


LOCKABLE
FULL EXTENSION
BALL BEARING
RUNNERS

CODE	SIZE	PRICE
SHFC2D	2 DRW - 750H x 490W x 556D	\$259
SHFC3D	3 DRW - 1066H x 490W x 556D	\$349
SHFC4D	4 DRW - 1385H x 490W x 556D	\$469

SQUARELINE
Square handle is standard
on Silver/White items only.
Also sold separately.



J MEETING TABLE

		
CODE	SIZE	PRICE
SHMT1000	1000mm diameter	\$209
• X-base		

K COFFEE TABLE


A line drawing of a square coffee table. It has a square top and a lower shelf, supported by four legs. The table is shown from a three-quarter perspective.

K1	CODE	SIZE	PRICE
K1	SHCT06	600W x 600D x 430H	\$129
• 600x600 available in 3 finishes			

L DELUXE HORIZONTAL BOOKCASES

	CODE	SIZE	PRICE
L1	SHBC0918	900H x 1800W x 400D	\$519
L2	SHSC0918	WITH DOORS	\$799


M DESK HEIGHT CREDENZA

		
CODE	SIZE	PRICE
SHCR09	900W x 600D x 725H	\$309
• Hinged doors		

N 3 TIER MOBILE CABINET

		
CODE	SIZE	PRICE
SHMOB2T	600W x 450D x 675H	\$189
• White/Silver only		

SHIPSHAPE RECEPTION HOB

	
• 1800W x 400H x 320D	
• Convert any 1800L desk into an instant reception counter	
*Desk not included	
ONLY \$139 SHRH18	

DESK ACCESSORIES

	
STANDARD MONITOR STAND 500W x 350D x 150H	
ONLY \$59 SHMSREC	
• Ironstone only	

O CREDENZA

CODE	SIZE	PRICE
CR12	1200W x 725H x 450D	\$349
CR15	1500W x 725H x 450D	\$399
CR18	1800W x 725H x 450D	\$519

- Sliding doors

P MOBILE PEDESTAL

The image shows two mobile pedestals, P1 and P2, side-by-side. P1 is a smaller unit with two drawers and a file drawer. P2 is a larger unit with four drawers. Both units have casters at the base. The background is white.

P1

A line drawing of a mobile pedestal with two drawers and a file drawer. It has casters at the base.

P2

A line drawing of a mobile pedestal with four drawers. It has casters at the base.

ONLY

\$249
SHMP2DF

CODE	SIZE	PRICE
M1 SHMP2DF	2 DRW + FILE	\$249
M2 SHMP4D	4 DRAWER	\$259

- 470W x 560D x 640H
- Full extension ball bearing runners
- Metal sided drawers
- Ironstone or White

FLIP DESK ORGANISER

	
Flip 90° Ironstone or White	
Flip - 320W x 320W x 450H	
ONLY \$69 SHFLIP	

SHIPSHAPE RANGE TOP SELLERS Best Price Guarantee



B STRAIGHT DESK (OPEN)

1500 X 750D

\$199
NO DRAWERS
SHDK1575



1800 X 750D

\$269
NO DRAWERS
SHDK1875

See page 4
for full details

OPTIONAL
DRAWER BOX
\$140
SHDB1DF



White/Silver

Select Beech/Ironstone

Red Cherry/Ironstone



E CORNER WORKSTATION (OPEN) 1800 X 1800 X 600D



ONLY
\$399
SHWS61818

See
page 4
for full
details



OPTIONAL
2 DRAWER +
FILE MOBILE PED
\$249
SHMP2DF



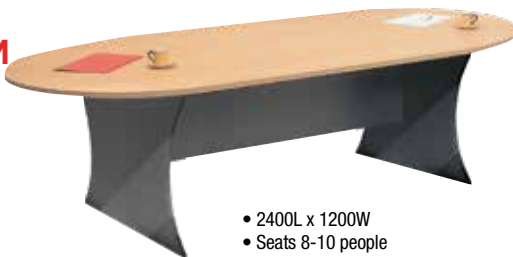
White/Silver

Select Beech/Ironstone

Red Cherry/Ironstone

D-END BOARDROOM TABLE

ONLY
\$419
SHBT2412D



- 2400L x 1200W
- Seats 8-10 people

BOAT SHAPE BOARDROOM TABLE

- 3000L x 1200D
- 2 piece top
- Seats 10-12 people
- Scalloped base

ONLY
\$700
SHBT3012B



Citi A-LEG STRAIGHT DESK

FROM
\$349
CTASDK1260/C



Top finishes:



Red Cherry Select Beech



Code	Size	Price
CTASDK1260/C	1200W x 600D	\$349
CTASDK1275/C/S	1200W x 750D	\$369
CTASDK1575/C/S	1500W x 750D	\$389
CTASDK1875/C/S	1800W x 750D	\$419
CTASDK1890/C	1800W x 900D	\$469

A-LEG CORNER WORKSTATION

Top
finishes:



White



FROM
\$592
CTASWS1812

Code	Size	Price
CTASWS1515	1500x1500x750	\$644
CTASWS1812	1800x1200x750	\$592
CTASWS1815	1800x1500x750	\$674
CTASWS1818	1800x1800x750	\$699

*Prices do not include delivery; assembly; installation or rubbish removal (unless specified). \$POA

Citi A-Leg System

LOCAL SERVICE
HUGE RANGE
BEST PRICE



Citi A-LEG
BACK TO BACK

NO SCREEN	All prices are per person (pp)		No Partition Screen		
	Code	Top Size	2 User	4 User	6 User
	CTAMBBx1275C/S	1200x750	\$327pp	\$282pp	\$282pp
	CTAMBBx1575C/S	1500x750	\$340pp	\$308pp	\$299pp
	CTAMBBx1875C/S	1800x750	\$365pp	\$335pp	\$324pp

X= Number of users

Citi SCREEN	All prices are per person (pp)		Citi 480H Fabric Screen Per User		
	Code	Top Size	2 User	4 User	6 User
	CTAMBBx1275C/S	1200x750	\$370pp	\$340pp	\$330pp
	CTAMBBx1575C/S	1500x750	\$395pp	\$363pp	\$353pp
	CTAMBBx1875C/S	1800x750	\$428pp	\$395pp	\$385pp

Black frame/Silver fabric, White frame/Black fabric

ACOUSTICO SCREEN	All prices are per person (pp)		Acoustico 400H Screen Per User		
	Code	Top Size	2 User	4 User	6 User
	CTAMBBx1275C/S	1200x750	\$370pp	\$340pp	\$330pp
	CTAMBBx1575C/S	1500x750	\$395pp	\$363pp	\$353pp
	CTAMBBx1875C/S	1800x750	\$428pp	\$395pp	\$385pp

Screen: Savoye (Light Grey), Flatiron (Mid-grey), Empire (charcoal)
Other colours available SPOA.

*White tops have 2 x cable entry points. **Oak tops have 1 x routed scallop access

CITI A-LEG 4-PERSON 'X' POD WORKSTATIONS

FROM
\$500
PER PERSON
CTAMLX41812



Citi STANDARD
SCREEN FABRICS



Black frame/Silver fabric
White frame/Black fabric

ACOUSTICO
SCREEN FABRICS



SAV

MANY
Colours
available
POA



"X" Setting - White or Oak Tops (Other colours SPOA)				
All prices are per person (pp)		No Screens	Citi 480H Fabric Screen per person	Acoustico 400H Screen per person
Code	Top Size	4 User	4 User	4 User
CTAMLX41812	1800x1200x750	\$500pp	\$692pp	\$692pp
CTAMLX41515	1500x1500x750	\$539pp	\$700pp	\$700pp
CTAMLX41815	1800x1500x750	\$569pp	\$739pp	\$739pp
CTAMLX41818	1800x1800x750	\$595pp	\$774pp	\$774pp

*Each top has 1 x cable entry point

Black/Silver,
White/Black

Savoye, Flatiron &
Empire

DESK HUNG SCREEN (CITI OR ACOUSTICO)


Acoustico:

FLA

EMP

SAV

Citi:



SUITS TOP SIZE	Citi FABRIC 900MM HIGH		ACOUSTICO 600MM HIGH	
	CODE	PRICE	CODE	PRICE
750mm	CTDH0975	\$209	APDH40606	\$155
1200mm	CTDH0912	\$249	APDH41106	\$261
1500mm	CTDH0915	\$279	APDH41406	\$472
1800mm	CTDH0918	\$299	APDH41706	\$472
	Black/Silver, White/Black		Savoye, Flatiron & Empire	

CLAMP ON SCREEN (CITI OR ACOUSTICO)



- Easy attachment
- Suits most standard desks

SUITS TOP SIZE	Citi FABRIC 480MM HIGH		ACOUSTICO 400MM HIGH	
	CODE	PRICE	CODE	PRICE
750mm	CTDM0575	\$109	APBR0406	\$104
1200mm	CTDM0512	\$177	APBR0411	\$175
1500mm	CTDM0515	\$202	APBR0414	\$331
1800mm	CTDM0518	\$222	APBR0417	\$331
	Black/Silver, White/Black		Savoye, Flatiron & Empire	

Acoustico:

FLA

EMP

SAV

Citi:



*Prices do not include delivery, assembly, installation or rubbish removal (unless specified). SPOA

Citi: 50/50 • LOOP • A-LEG

Creating an architecturally-inspired work space is now easier with Shape.

The new Citi range offers style, uncompromising strength and practicality.

A solid steel frame construction with support beams prevents bowing and ensures maximum stability.



CABLE MANAGEMENT AVAILABLE
Soft wiring, modular wiring or 'plug & play wiring' enables the easy use and re-use of electrical wiring components when installing or re-configuring commercial office workstations without the waste associated with hard wiring.

ACOUSTICO SCREEN FABRICS

EMP

FLA

SAV

X-POD

\$770

PER PERSON

1500mm x 1500mm
x 750mm
CTLMLX41515

Also available in
Noise Reducing
Acoustico Screens

DESK-TOP SCREEN - STRAIGHT TOP OPTIONS

BACK-TO-BACK
FROM

\$340

PER PERSON
CT5MBB41275C/S

Tops

White

Oak

* Accessories not included
- Prices include desk frame/top and screen

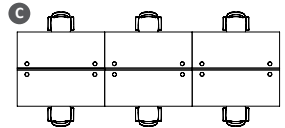
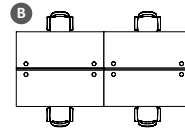
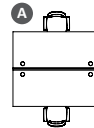
DESK-TOP SCREEN

- 480mm above desk height
- 32mm slimline finish
- Mounted with sturdy steel brackets
- Finish – White or black powder coated aluminium frame
- Commercial fabric:
2 standard colours (other colours available \$POA)
- "Pinnable" surface

WORK TOP

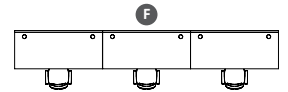
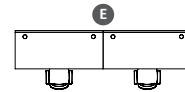
- finished height 720 mm + 10 mm adjustable feet

- 25mm E0 Melamine (Environmentally-friendly)
- Choice of 2 cable entries or a scallop top
- Melamine colour - White or Oak (other colours available \$POA)
- 2mm impact resistant solid PVC edging
- 750mm deep in 3 lengths



DOUBLE SIDED - STRAIGHT TOP - DESK TOP SCREEN

Top Sizes (mm)	A 2 Person Code	B 4 Person Code	C 6 Person Code
1800W x 750D	CTxMBB21875C/S	CTxMBB41875C/S	CTxMBB61875C/S
1500W x 750D	CTxMBB21575C/S	CTxMBB41575C/S	CTxMBB61575C/S
1200W x 750D	CTxMBB21275C/S	CTxMBB41275C/S	CTxMBB61275C/S



SINGLE SIDED - STRAIGHT TOP - NO SCREEN

Top Sizes (mm)	D 1 Person Code	E 2 Person Code	F 3 Person Code
1800W x 750D	CTxSDK1875C/S	CTxMSS21875C/S	CTxMSS31875C/S
1500W x 750D	CTxSDK1575C/S	CTxMSS21575C/S	CTxMSS31575C/S
1200W x 750D	CTxSDK1275C/S	CTxMSS21275C/S	CTxMSS31275C/S

STANDARD SCREEN FABRICS



ADDITIONAL COLOURS AVAILABLE.

Use CT5 codes for Citi 50/50, use CTL codes for Citi Loop, use CTA codes for Citi A-Leg



DESK-TOP SCREEN - L-SHAPE TOP OPTIONS

How healthy is your office?

zero

EXCLUSIVE TO SHAPE

Our CITI system uses board containing near to zero formaldehyde...Does yours?



FULL RANGE AVAILABLE IN OUR WORKSTATION SYSTEMS E-CATALOGUE - ENQUIRE TODAY

FROM
\$371
PER PERSON
CTLMBB41275C/S

Citi LOOP Back-to-Back 4 Person

- 4 Person Loop Leg (1200 x 750)



**ACOUSTICO
SCREEN FABRICS**

EMP

FLA

SAV



**MANY
Colours
available
POA**

'X' CONFIGURATION



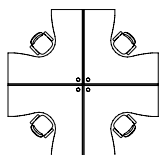
FROM
\$825
PER PERSON
CTLMLX41818
Loop leg

'H' CONFIGURATION

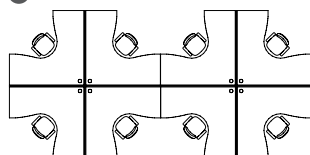


FROM
\$687
PER PERSON
CT5MLH41818

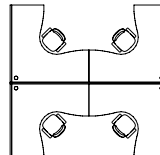
G 4 PERSON



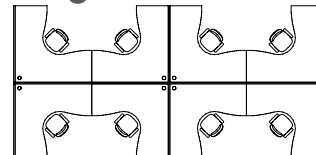
H 8 PERSON



I 4 PERSON



J 8 PERSON



'X' CONFIG. - L-SHAPE - DESK TOP SCREEN	
Top Sizes(mm)	Code
1800W x 1800W x 750D	CTxMLX41818
1800W x 1500W x 750D	CTxMLX41815
1800W x 1200W x 750D	CTxMLX41812
1500W x 1500W x 750D	CTxMLX41515

'XX' CONFIG. - L-SHAPE - DESK TOP SCREEN	
Top Sizes(mm)	Code
1800W x 1800W x 750D	CTxMLX81818
1800W x 1500W x 750D	CTxMLX81815
1800W x 1200W x 750D	CTxMLX81812

'H' CONFIG. - L-SHAPE - DESK TOP SCREEN	
Top Sizes(mm)	Code
1800W x 1800W x 750D	CTxMLH41818
1800W x 1500W x 750D	CTxMLH41815
1800W x 1200W x 750D	CTxMLH41812

'HH' CONFIG. - L-SHAPE - DESK TOP SCREEN	
Top Sizes(mm)	Code
1800W x 1800W x 750D	CTxMLH81818
1800W x 1500W x 750D	CTxMLH81815
1800W x 1200W x 750D	CTxMLH81812

* Use CT5 codes for Citi 50/50, use CTL codes for Citi Loop & Use CTA for Citi A-Leg

Citi EXECUTIVE SETTINGS


COMPLETE EXEC SETTING

FROM
\$799
CTxSDKES1818
+ MOD164.xWH

Includes:
1800 x 900 50/50
or A-Leg Desk
900 x 600 Return
Breathe Perforated
Metal Modesty Panel

Loop Leg (as pictured)
\$899 CTLSKEX1818

Leg and Modesty
finishes:



Citi desks are tested to AS/NZS 4442

Top finishes:



Citi STORAGE

Citi WORKSTATION

FROM
\$644
CT5SWS1515



As pictured **\$764**
CTLSWS1818

DIMENSIONS (mm)	Citi 50/50 & A-Leg		Citi Loop	
	CODE	PRICE	CODE	PRICE
1500 x 1500 x 750	CTxSWS1515	\$644	CTLSWS1515	\$704
1800 x 1200 x 750	CTxSWS1812	\$592	CTLSWS1812	\$684
1800 x 1500 x 750	CTxSWS1815	\$674	CTLSWS1815	\$734
1800 x 1800 x 750	CTxSWS1818	\$699	CTLSWS1818	\$764

*Use "CT5" for 50/50 leg, use "CTA" for A-Leg



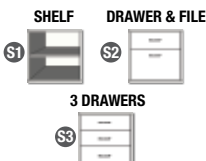
Citi BOOKCASE & CUPBOARD



DIMENSIONS (900Wx400D)	NO DOORS		WITH DOORS	
900mm High	N3	CTBC09	03	CTSC09
1200mm High	N2	CTBC12	02	CTSC12
1800mm High	N1	CTBC18	01	CTSC18

- 579H x 994W x 520D
- Mix and match configurations

CODE	PRICE	REF.
CTMCSHSH	\$279	S1 + S1
CTMCSHDF	\$419	S1 + S2
CTMCDP3D	\$559	S1 + S3



S
S1 + S2

Citi HALF DOOR BOOKCASE



DIMENSIONS (mm)	CODE	PRICE/REF.
1800H x 900W x 400D	CTSC18HD	\$539 P

Q Citi HORIZONTAL CUPBOARD

R Citi HORIZONTAL BOOKCASE



ONLY
\$839
CTSC0918

ONLY
\$559
CTBC0918

Citi MOBILE CADDY



**CADDY CUSHION for Mobile
Peds or Caddies
ONLY \$30** CTTOPPA

*Prices do not include delivery; assembly; installation or rubbish removal (unless specified). \$POA.

10 FULL RANGE AVAILABLE IN OUR Citi WORKSTATIONS E-CATALOGUE ENQUIRE TODAY

How healthy
is your office?

zero

EXCLUSIVE TO SHAPE

Our CITI system uses board
containing near to zero
formaldehyde...Does yours?

Citi

PANEL SYSTEM
1200mm or 1500mm High

- 32mm slimline finish
- Available in 2 heights. 1200mm (shown) and 1500mm & 4 widths
- Choice of Black fabric/ White powdercoated aluminium frame OR Silver fabric/ Black powdercoated aluminium frame
- Other fabric colours available \$POA
- Full height fabric coverage
- Pinnable surface

CALL CENTRE PODS
FROM

\$559
PER PERSON
CTDPBB61275/C/S

Citi PANEL SYSTEMS

FREESTANDING DESK & TABLES

Citi 50/50 & A-Leg			Citi Loop	
Top Size (mm)	CODE	PRICE	CODE	PRICE
1200W x 600D	CTxSDK1260/C	\$349	CTLSDK1260/C	\$389
1200W x 750D	CTxSDK1275/C/S	\$369	CTLSDK1275/C/S	\$419
1500W x 750D	CTxSDK1575/C/S	\$389	CTLSDK1575/C/S	\$439
1800W x 750D	CTxSDK1875/C/S	\$419	CTLSDK1875/C/S	\$469
1800W x 900D	CTxSDK1890/C	\$469	CTLSDK1890/C	\$549


*Use "CT5" for 50/50 leg, use "CTA" for A-Leg



Optional cable
entry available
\$POA.

FULL RANGE AVAILABLE IN
OUR WORKSTATION SYSTEMS
E-CATALOGUE - ENQUIRE TODAY

'U' CONFIGURATION



FROM
\$1106
PER PERSON
CT5PLU21818

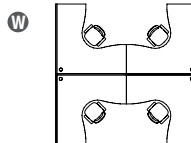
2 PERSON



'U' CONFIG. - L-SHAPE TOP
PANEL SCREEN (1200H)

Top Size (mm)	Code
1800W x 1800W x 750D	CT5PLU21818
1800W x 1500W x 750D	CT5PLU21815
1800W x 1200W x 750D	CT5PLU21812

4 PERSON



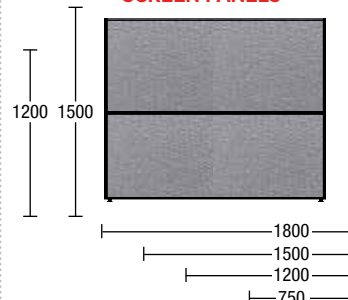
'H' CONFIG. - L-SHAPE TOP
PANEL SCREEN (1200H)

Top Size (mm)	Code
1800W x 1800W x 750D	CT5PLH41818
1800W x 1500W x 750D	CT5PLH41815
1800W x 1200W x 750D	CT5PLH41812

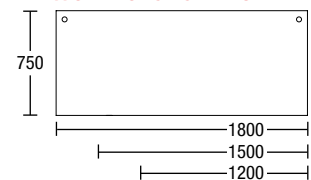
X SCREEN HUNG SHELF (For panel system only.)

Ref.	Dimensions (mm)	Code	Price
X	600W x 300D	CTACSCSH600	\$60
X	450W x 300D	CTACSCSH450	\$60

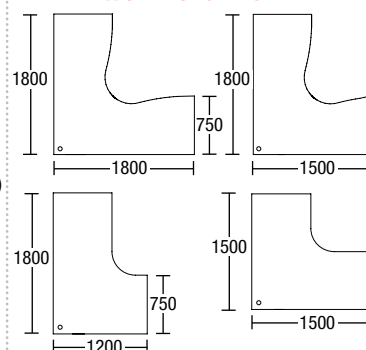
SCREEN PANELS



WORKTOPS - STRAIGHT

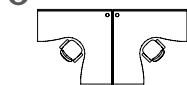


WORKTOPS - L-SHAPE



FROM
\$922
PER PERSON
CT5PLT21818

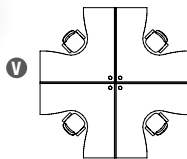
2 PERSON



'T' CONFIG. - L-SHAPE TOP
PANEL SCREEN (1200H)

Top Size (mm)	Code
1800W x 1800W x 750D	CT5PLT21818
1800W x 1500W x 750D	CT5PLT21815
1800W x 1200W x 750D	CT5PLT21812
1500W x 1500W x 750D	CT5PLT21515

4 PERSON



'X' CONFIG. - L-SHAPE TOP
PANEL SCREEN (1200H)

Top Size (mm)	Code
1800W x 1800W x 750D	CT5PLX41818
1800W x 1500W x 750D	CT5PLX41815
1800W x 1200W x 750D	CT5PLX41812
1500W x 1500W x 750D	CT5PLX41515

*Price Indicated Is Per Person (Inc.GST) *Prices do not include delivery; assembly; installation or rubbish removal (unless specified). \$POA.

UPTOWN HEIGHT ADJUSTABLE ELECTRIC DESKS

CABLE BASKET



- Single tier Cable Basket
- Includes mounting brackets (pair)
- Powered includes Quad GPO Outlet with Mounting Clip and 1.5m 3-Pin Starter Lead

FROM
\$699
UP2DK1260C

- 1 motor, 2-Step frame
- Single button control
- 80kg lift capacity
- Black or White frame
- 32mm/sec
- Range: 665mm to 1125mm

Tops

.SB

.RC

.WH

.OK

.WH

.BK

Frames

Uptown Freestanding Desk	Size	Price
UP2DK1260C	1200W x 600D	\$699
UP2DK1275C/S	1200W x 750D	\$699
UP2DK1575C/S	1500W x 750D	\$709
UP2DK1875C/S	1800W x 750D	\$739

Cable Basket	Suits Desk (mm)	Powered Price	Unpowered Price
SWCB950X	1200	\$165	\$45
SWCB1250X	1500	\$172	\$52
SWCB1550X	1800	\$177	\$57

ALTURA - AUSTRALIA'S FASTEST, QUIETEST & TOUGHEST ELECTRIC DESK

Altura SIT-STAND DESK



FRAME ONLY*
\$720
2 LEG
ALTU22

*Excludes top

CABLE UMBILICAL
ONLY
\$49
ALTU300
• Black or White
• 1300mm Long
• For Sit-Stand Desks

RECTANGULAR TOP (2 MOTORS)

Melamine top colours



Code	Size	Price
ALTD1275/C/S*	1200 x 750mm	\$799
ALTD1575/C/S	1500 x 750mm	\$809
ALTD1875/C/S	1800 x 750mm	\$839
ALTD1890/C	1800 x 900mm	\$899

*1200 x 750 available in white or oak tops only

L SHAPE (3 MOTORS)



• Includes one cable entry

Code	Size	Price
ALTW1212	1200 x 1200 (120°)	\$1,305
ALTW1515	1500 x 1500mm	\$1,295
ALTW1815S	1800 x 1500mm	\$1,335
ALTW1818S	1800 x 1800mm	\$1,345

Top



COMFY ANTI FATIGUE MAT FOR SIT-TO-STAND DESKS

- Charcoal
- PVC free and easy to clean
- Provides unparalleled relief when standing
- Thick Protective Skin
- Anti Microbial Material if used without shoes
- 12 Year Warranty



LED CONTROL PANEL (INCLUDED)



One touch activation of height mobility makes transitions quick and easy

Frame colours



SPECIFICATIONS

- Market leading weight rating 210kg (3 motors) & 135kg (2 motors)
- Height range - min 625mm, max 1270mm
- Individually motorised legs (no exposed mechanism)
- Frame colour - black, white or silver
- Anti-collision safety feature
- 4 memory pre-sets
- Smooth, silent action
- Descends at 35mm per second

*Prices do not include delivery; assembly; installation or rubbish removal (unless specified). \$POA.

Tables & Benches

LOCAL SERVICE
HUGE RANGE
BEST PRICE

CITI HIGH BENCHES



- Range of sizes
- Lengths: 1200, 1500, 1800mm
- Depths: 600, 750, 900mm
- Heights: 1050 or 900mm
- Central foot rail 350mm above floor
- Many options available
- 50 x 50mm solid steel construction

Citi 50/50 Bench	Static (Adj Feet)		Mobile (Lockable Castors)	
Top size	Code	Price	Code	Price
1200 x 600	CT5BEx1260	\$519	CT5BExM1260	\$539
1500 x 750	CT5BEx1575	\$584	CT5BExM1575	\$604
1800 x 750	CT5BEx1875	\$619	CT5BExM1875	\$639
1800 x 900	CT5BEx1890	\$679	CT5BExM1890	\$699

x = H (1050mm high) or L (900mm high)




Available with or without lockable castors



TIMMY STEEL-FRAME TABLES & BENCHES

4 LEG TABLES

Choose the size that suits your need! Best prices!



Size	A 4 Leg (Black) (735mm H)	B Benches (1,025mm H)	C Folding (Silver/Black) (735mm H)
900 x 600	\$224 TISF0960.xx	\$264 TISFH0960.xx	—
1200x600	\$249 TISF1260.xx	\$289 TISFH1260.xx	—
1500x750	\$294 TISF1575.xx	\$364 TISFH1575.xx	\$329 SHFT1575.xx
1800x750	\$319 TISF1875.xx	\$389 TISFH1875.xx	\$349 SHFT1875.xx
1800x900	\$359 TISF1890.xx	—	\$379 SHFT1890.xx

BENCHES

QUICK SHIP COLOURS

- Priced in Select Beech, Red Cherry or White Tops
- Many sizes & colours available \$POA
- 40mm sturdy steel tube with 25mm Top
- Adjustable feet



FOLDING TABLES

FRAME COLOUR .BK Black frame only

TIMMY TABLES - 19 colours & many sizes available \$POA							
1. 600 x 600	6. 1200 x 600	11. 1500 x 750	16. 1800 x 900	2. 600 x 750	7. 1200 x 750	12. 1500 x 900	17. 1800 x 1200
3. 900 x 600	8. 1200 x 900	13. 1500 x 1200	18. 2100 x 600	4. 900 x 750	9. 1200 x 1200	14. 1800 x 600	19. 2100 x 750
5. 900 x 900	10. 1500 x 600	15. 1800 x 750	20. 2100 x 900	LENGTHS: 600/900/1200/1500/1800/2100MM			
WIDTHS: 600/750/900/1200MM				HEIGHTS: 735/1025MM			


ECHO FLIP TABLE

FROM
\$459
ECH1575

- Adjustable length beam



Top Size	Code	Price
1500L x 750D x 725H mm	ECH1575	\$459
1800L x 750D x 725H mm	ECH1875	\$479
1500L x 750D x 650H mm	ECH1575L	\$459
1500L x 750D x 650H mm	ECH1875L	\$479



* Some colours avail. • 650mm high version - 1500 x 750 only ideal for primary school

QUADRIC SCHOOL TABLES & BENCHES

TABLES FROM
\$139
QDTB0705

Ideal for
Schools



BENCHES FROM
\$237
QDBE1206

Other sizes available on indent

STRAIGHT DESK				
Ref	Table Size mm	Price	Code	Finish
A	600W x 600D	\$139	QDTB0606	18mm* or Erasable Surface
B	700W x 550D	\$139	QDTB0705	18mm* or Erasable Surface
Benches - 890mm High				
C	1200W x 600D	\$237	QDBE1206	18mm* or Erasable Surface

- 25mm steel frame (Black Ripple)
- *Stardust top (only 600 & 1200 include Grow moulded edge)



*Prices do not include delivery; assembly; installation or rubbish removal (unless specified). \$POA.

www.shapefurniture.com.au

13

SWISH STRAIGHT RECEPTION COUNTER

CTSC0918 - 1800L x 900H - Citi
Storage Cupboard
(With 4 Doors **\$839 save \$30**)



ONLY
\$899
SAVE \$180
SWRD1875

1800W X 750D X 1160H

• White with coloured Feature Panels • Work Surface 750mm Deep (Return 600mm Deep) • Feature Panel Colours - Select Charcoal or Brushed Silver.

SWISH L SHAPE RECEPTION COUNTER



ONLY
\$1489
SAVE \$210
SWRC1816

1800W X 1650D X 1160H
Left or Right Return



**GREET YOUR CLIENTS
IN STYLE!**

SOUTHPORT LOUNGE



- 740mm deep
- Black leather-look (PU)

SINGLE
\$549
760W - SOUT01



2 SEATER
\$849
1280W - SOUT02



3 SEATER
\$1099
1820W - SOUT03

**WELCOME
YOUR CLIENTS
IN STYLE!**

MACKAY TUB




ONLY
\$459
MACK01



- 710W x 690D x 790H
- Fully Assembled
- Available in Black Leather-Look (PU)

HARMONY BOARDROOM TABLE



2400 x 1200
\$689
HARM2412B




Harmony Boardroom Tables	Boat-Shape - Select Beech, Red Cherry or White
A 2400 x 1200 (2 Leg)	\$689 HARM2412B.xx
B 3000 x 1200 (3 Leg)	\$979 HARM3012B.xx

Leg finishes



Top Finishes



- Available in Cherry, Oak, Select Beech or White
- Other colours available \$POA
- Available in Boat Shaped, Rectangular and D-End
- Attractive designer frame with Chrome highlights
- Matching Desk and Return are also available.

*Prices do not include delivery; assembly; installation or rubbish removal (unless specified). \$POA

SUNRISE MODULAR LOUNGE SYSTEM

- Many layout configurations available
- Stocked in new commercial grade fabric (Charcoal)
- Booth panels upholstered in designer quilted fabric

Flax Fabric Colours



Charcoal Denim Blue Teal



Lilac Coffee Light Grey



Mid Grey Beige Red



Orange Yellow Avocado

Quilted Fabric Colours



Teal Orange



Yellow Denim Blue



Storm Grey



1 SEAT/
NO ARMS
\$519
SRISE01L



BOOTHS FROM
\$819
50% OFF
SRISE01LB

As pictured
Double Booth
with USB **\$1369**
SRISE02LB
*While stocks last



SRISE01B



SRISE01L



SRISE01LA



SRISE02L



SRISE02LA



SRISE03L

Seat	No Arms - 750H x 750D			With Arms - 750H x 750D			Bench - 420H x 750D			Booth - 1400H x 750D			
	Length mm	Code	Price	Length mm	Code	Price	Length mm	Code	Price	Length mm	Code	Without USB	With USB
1	650	SRISE01L	\$519	890	SRISE01LA	\$839	650	SRISE01B	\$369	710	SRISE01LB	\$819*	\$839*
2	1300	SRISE02L	\$1109	1540	SRISE02LA	\$1429	1300	SRISE02B	\$809	1360	SRISE02LB	\$1329*	\$1369*
3	1950	SRISE03L	\$1499	2190	SRISE03LA	\$1819	1950	SRISE03B	\$1,049	2010	SRISE03LB	\$1729*	\$1799*



SRISCT0606 **\$169**



(\$POA)

Prices for Stocked Charcoal Fabric only. Extended Colour Range POA * Special prices on Booth Lounge Charcoal fabric seat and Storm fabric screens



BMARK01B



BMARK01L



BMARK02L

*While stocks last

BENCHMARK LOUNGE SYSTEM

- Stocked in commercial grade Black PVC
- Many other shapes available (indent \$POA)
- Also available in Flax fabric (indent \$POA)

Vinyl Colours



Black Mushroom



Dark Brown Beige



Cappuccino Light Brown

Seat	Type	Height mm	Depth mm	Length mm	Code	Price
1	Bench	420	775	760	BMARK01B	\$429
1	Lounge	715	775	760	BMARK01L	\$529
2	Lounge	715	775	1350	BMARK02L	\$749
3	Lounge	715	775	2060	BMARK03L	\$999



x01B



x01L



x02B



x02L



x03B



x03L



x180B



x135LCC



x135LCV



x135B



x90LCV



x90LCC



x90B



x180LCV

*Prices do not include delivery; assembly; installation or rubbish removal (unless specified).

POLY STACKER



ONLY \$79
UCPP481

3 YEAR WARRANTY

- Strong steel frame
- Available in Black

ADVANCED TESTED & CERTIFIED

STRATA STACKER



ONLY \$89
SSRA61

5 YEAR WARRANTY

- Also available with arms or sled base P.O.A
- 2 fabrics Blue or Black

ADVANCED TESTED & CERTIFIED

"SIDEKICK" SWIVEL STOOL



NO RING \$119
SIDE01

NOT PICTURED
SIDE02

With drafting ring (as pictured) **\$199** SIDE02

- Seat Height 530mm to 740mm
- 400 mm Dia seat
- Black Leather -Look (PU) seat
- Chrome Finish on Base and Gas Spring

3 YEAR WARRANTY

BERLIN VISITOR



ONLY \$129
BBER44

3 YEAR WARRANTY

- Cantilever
- Chrome frame
- Black Vinyl

ZOOM



ONLY \$169
ZOOM61

3 YEAR WARRANTY

- Strong, chromed -steel frame
- Mesh back with Black fabric seat

WITH ARMS **\$179** ZOOM62

SLED BASE **\$199** ZOOM71

ADVANCED TESTED & CERTIFIED

G20 MEETING



4 LEG \$169
G20LEG

3 YEAR WARRANTY

- 4 Leg
- Polypropylene Arms
- Stackable (4 High)
- Black Mesh Back and Black (E2) Fabric Seat
- Solid Steel Frame

LONDON RANGE



CHROME \$199
BLACK FAB. LLON44C

3 YEAR WARRANTY

- Chrome frame with arm pads

Black frame & fabric **\$169** LLON44B

ANGIE VISITOR



ONLY \$189
ANGE44

3 YEAR WARRANTY

- Chrome cantilever frame
- Matches many executive chairs
- Black Leather Look (PU)

VERVE RANGE

*Tested to AS/NZS 4688 Fixed Height Chairs.
160kg Static Load Test. 100,000 Seat/Back Fatigue Test



BAR STOOL \$159
VERS61F

5 YEAR WARRANTY

- Chrome frame
- 762mm seat height
- Black plastic seat and back



PLASTIC \$99
NO ARMS VERS61P

10 YEAR WARRANTY

Options:

- Fully Assembled
- Plastic
- Stackable/linkable
- Black or Navy Blue

ADVANCED TESTED & CERTIFIED



FABRIC \$159
NO ARMS VERS61F

10 YEAR WARRANTY

- Fabric
- Black or Red



PLASTIC \$159
NO ARMS VERS63P

FABRIC \$219
NO ARMS VERS63F

5 YEAR WARRANTY

Options:

- Fabric Verve with MDF tablet
- Tablet Left VERS63xL.xx
- Tablet Right VERS63xR.xx

VERVE STACKING TROLLEY
10 x Fabric or 20 x Plastic
\$100 VERS66

Linking Capability

Plastic Fabric

Mesh Office Chairs

LOCAL SERVICE
HUGE RANGE
BEST PRICE

ERGOFORM MESH

ABIGAIL
MED BACK
\$169
ABIG14



- Ideal meeting chair
- Single position tilt lock
- Black mesh back with black fabric seat

3 YEAR WARRANTY

STRIDE
MED BACK
\$179
STRD24.BKE2



- Mesh back/fabric seat
- Generous seat
- Single position tilt lock with tension control

3 YEAR WARRANTY

PEDRO
NO ARMS
\$219
PEDR23



OPTIONAL T-ARM (FIXED HEIGHT)
\$50
ARMKIT20

- Fully Ergonomic (tilting seat & back)
- Moulded foam seat
- Black, Red, Blue, Lime & Orange

ADVANCED TESTED & CERTIFIED
5 YEAR WARRANTY

INC. ARMS
\$259
BLACK BASE
ERGF22M



- Full Ergo 3 lever mechanism
- Tilt tension control
- Adjustable Height Back
- Adjustable Arms
- Black fabric seat with black mesh back

OPTIONAL POLISHED BASE
ADD \$60
ERGF22P

ADVANCED TESTED & CERTIFIED
10 YEAR WARRANTY

LINEAR
MED BACK
\$309
LINE14M



- Adjustable arms

HEAD REST OPTION
ADD \$40
LINE12MP

OPTIONAL POLISHED BASE
ADD \$60
LINE12MP/14MP

3 YEAR WARRANTY

FLOW OPERATOR
NO ARMS
\$329
FLOW23



OPTIONAL ADJUSTABLE ARMS
ADD \$90
ARMKIT29

- Adj ratchet back/lumbar
- Independent tilting seat/back
- Black mesh back

ADVANCED TESTED & CERTIFIED
10 YEAR WARRANTY

PROMAX RANGE
SYNCHRO NO ARMS
\$339
PMA23SY



3 LEVER
\$369
PMA233

OPTIONAL ADJUSTABLE ARMS
ADD \$90
ARMKIT29

- Ratchet back
- High arch base

5 YEAR WARRANTY

Ideal Project Chair



- Smooth synchronised action
- Ergonomic independent seat and back tilt

THE MET
EXECUTIVE
\$459
ARMS INCL.
METT12



ADVANCED TESTED & CERTIFIED
10 YEAR WARRANTY

- Fully ergonomic 3 lever mechanism
- Adjustable arms
- Polished aluminium base
- Ratchet back

WING
ADJ. HEADREST
\$479
BLACK
WING12H



FIXED HEADREST
\$349 save \$150
WING12S
While stocks last

BIFMA
5 YEAR WARRANTY

- Synchronised mechanism with "weight balance"
- 4 position tilt lock
- Adjustable height lumbar support
- Adjustable height PP arms

ZONE 2 OPERATOR
ERGONOMIC
\$599
EROZ24E



- NEW 3 position locking synchro mech
- 4 position adjustable backrest
- Height adjustable arms
- Waterfall front/seat pressure reduction
- Black base

5 YEAR WARRANTY

THE HUM ELITE 2 HIGH BACK CHAIR
ERGONOMIC
\$849
SAVE \$50
ERHU12E



NEW 2023 MODEL

BIFMA SGS
BS EN13335

- Adjustable arms
- Heavy duty alloy 5 star base
- Adjustable lumbar support/head rest
- Adjustable seat height/seat slider/seat depth
- Synchronised Mechanism - Lockable in 5 positions

*Prices do not include delivery; assembly; installation or rubbish removal (unless specified). \$POA

www.shapefurniture.com.au

ERGOFORM

- Full Ergo 3 lever mechanism
- Tilt tension control
- Adjustable Height Back
- Adjustable Arms
- Black fabric

OPTIONAL
POLISHED BASE
ADD \$60
ERG22P



INC. ARMS
\$279
BLACK BASE
ERG22M

10 YEAR
WARRANTY



Tested to BIFMA X5.1 – to 125kg
540,000 cycles (Tilt Mech Test)
140,000 cycles (Seat Durability Test)
60,000 cycles (Arm Durability Test)

STRENGTH • DURABILITY • STABILITY

Many Shape products are officially tested and certified to internationally recognised furniture standards including BIFMA and Standards Australia.

These rigorous tests are performed by NATA accredited independent testing laboratories such as AFRDI; Advanced Furniture Testing and SGS.

CERTIFICATION
=
REDUCED RISK
=
PEACE OF MIND



MAYFIELD



MED BACK
\$179
SAVE \$10
MAYF23

STANDARD
ARMS
ADD \$50
ARMKIT12



3 YEAR
WARRANTY

- Gas lift • Tilting back
- Height adj back • Black fabric

CONNECTION RANGE



MED BACK
\$209
SAVE \$20
CONX23

- Tiltback

ADJUSTABLE ARM
ADD \$90 ARMKIT50
FIXED LOOP ARM KIT
ADD \$50 ARMKIT12



HIGH BACK
\$269
BLACK
CONX21

- Tilting back & seat
- Gas lift

- Available in 2 fabrics - Black & Blue



EX. HIGH BACK
\$289
CONX27

- Independent seat/back tilt

3 lever mechanism

Large seat

DRAFTING KIT
ADD \$130
DRAFT91



5 YEAR
WARRANTY

OLIVIA



BLACK
\$369
OLIV14

- Padded lumbar support

- Synchro Mechanism with 4 position lock
- Seat Slide • Adjustable Arms

5 YEAR
WARRANTY

FABRIC



\$349
NO ARM
JEM21

OPTIONAL
ARMKIT
ADD \$90
ARMKIT18



SUPER-STRONG MECHANISM

- Fully ergonomic • Independent tilting seat and back
- Steel base • Black fabric or Black Leather-Look (PU)

JEMMA




LEATHER-LOOK
\$409
NO ARMS
JEM21

AS SHOWN
WITH ARMS
\$499

10 YEAR
WARRANTY

EXECUFORM



WITH ARMS
\$499
EEF22

- High density foam
- Adjustable arm rests
- Extra large moulded seat and back
- Independent back & seat tilt



10 YEAR
WARRANTY

*Prices do not include delivery; assembly; installation or rubbish removal (unless specified). \$POA

Executive Chairs

LOCAL SERVICE
HUGE RANGE
BEST PRICE



EMERALD



HIGH BACK
\$239
EMER12

- Padded Arms
- Black Leather Look (PU)
- Single Position Tilt Lock Mechanism



ARLINGTON RANGE



HIGH BACK
\$359
ARLN12

- Knee tilt mechanism



VISITOR
\$259
ARLN46

- Cantilever base



CHARTER RANGE



HIGH BACK
\$289
CHART12

- Black leather-look (PU) upholstery



MID BACK
\$259
CHART14

- Chrome base and arms
- Single position tilt lock mechanism
- HB = 630mm high
- MB = 490mm high



- Tan leather-look (PU) upholstery



MID MESH
\$259
CHART14M

- Removable arm padding

- Black mesh finish
- Chrome base and arms
- Single position tilt lock



BETA

- **NEW**
- Slate mesh
- White frame



HIGH BACK
\$269
BETA12

- Single position tilt lock
- Black leather look (PU)
- "Flip-Away" arms



MARRIOTT



HIGH BACK
\$339
MARR12

- Black Leather Look (PU)
- Single position tilt lock



BROADBEAM

THE BIG OFFICE CHAIR

SUPER SIZE & COMFORT



ONLY
\$639
BROAD12

- Super strong construction for the larger body type with extra wide seat
- Finished in very soft leather-look PU
- Polished aluminium base and arms

RATED TO 200kg



*Prices do not include delivery; assembly; installation or rubbish removal (unless specified).

www.shapefurniture.com.au

GROW DESK - 9 HEIGHT POSITIONS



- All new design
- Tested and Certified to the Australian Standard
- Height adjustable - 9 positions
- Height range 550 - 750mm

- Plato desks feature an 18mm environmentally friendly E-Zero top with tamper-proof, moulded PP edging and a strong steel frame



Top	Size/mm	Code	Price W/O Tote	Price W Tote
Single	600W x 450D	GRDKC0604	\$159	\$179
Single	600W x 600D	GRDKC0606	\$179	\$199
Double	1200W x 600D	GRDKC1206	\$224	\$299

QUADRIC FOLD-UP EXAM TABLE



- H730 x W800 x D550mm
- 18mm E-Zero top
- Folding frame
- Trolley holds 16 tables **\$1132**



PLATO CHAIR

Tested to AS/NZS 4610.2 Education Chairs.
180kg Static Load Test. 200,000 Seat/Back Fatigue Test.

Grade	Seat Height	Code	Suits Desk Ht.	Price
Prep-1	335	PLCH335	550-600	\$45
Prep-3	355	PLCH355	600-650	\$49
4-6	400	PLCH400	625-725	\$59
6-12	460	PLCH460/L	725-750	\$69
6-12	460	PLCH460/LU (WITH SEAT PAD)	725-750	\$119

- High Impact Polypropylene 1 piece frame
- Back leg angle designed to discourage backward rocking



NEW RELEASE PLATO LINK

PLCH460L



The ever popular Plato chair (460mm) is now also available with easy linking feature ideal for school halls, assembly areas, canteens etc.

- Optional seat pad PLCH460LU
- Also available chair trolley for easy move and reset (TROLLEY01) **\$POA**



STAX EXAM TABLE



- H720 x W750 x D700mm
- 12mm MDF Top (E1) with heavy duty slimline rod frame
- Available in Diamonds top with Pearl Silver powdercoat frame or Oak top with black frame
- Stackable up to 25 high on a trolley

Stax Trolley **\$337**

STAXTROLLEY



CATO STOOL



PLASTIC SEAT
\$99
CATO650.GYDK

CATO STOOL WITH BACK

- Seat height: 650mm
- Splayed legs to minimise potential for tipping
- Stack 7 high
- Art, Graphics & Science stool



WITH BACK
\$109
CATO650B



PLATO STOOL

2 HEIGHTS
\$119
PLSTXX



- Seat heights: 370 or 450mm
- Diameter 330mm
- Convex base encourages movement

STOREWELL TOTE TROLLEY

10 TOTE - DOUBLE 820W X 460D X 920H
15 TOTE - TRIPLE 1250W X 460D X 920H

PRICES INCLUDE TOTES



10 CLASSIC TOTES
\$489
STCTOTR10/TOTES

- Heavy duty locking castors
- E-Zero MDF carcass (Silver or Oak)
- Packages include tote boxes
- Mix and match Classic or Maxi totes

15 CLASSIC TOTES
\$674
STCTOTR15/TOTES



CLASSIC TOTES
420W x 365D x 120H
TOTE120.xx **\$15 ea.**

MAXI TOTES
420W x 365D x 270H
TOTE220.xx **\$30 ea.**

White (.WH)	Charcoal (.CH)	Orange (.OR)	Light Green (.GNLT)	Cranberry (.CRA)	Purple (.PU)

SATELLITE TEACHERS CADDY



Eraser surface top

LARGE TOP
\$669
SATE04T

SMALL TOP
\$599
SATE04V

- Large Top 900w x 550D
- Small Top 485w x 500D
- 1070mm high
- With Slide out Worktop
- Routed Handles
- Gang Lock (all locking drawers)
- Heavy Duty Locking Castors
- 2 Standard Drawer + 2 x File Drawers

*Prices do not include delivery; assembly; installation or rubbish removal (unless specified). \$POA

PODZ CUBEE PODZ RONDO



• 450mm wide

ONLY
\$179
PDCUBEC



• 480mm diameter

ONLY
\$189
PDRONDC

PODZ GEO



• 1300mm wide

ONLY
\$419
PDGEOC

PODZ CENTRIC



• 1120mm wide

ONLY
\$499
PDCENTC



ALL
OTTOMANS
460mm
HIGH

PODZ FLOWER PACKAGE

5 PETALS & CENTRE

• 1280mm x 1230mm



FIVE HEAVY
DUTY CASTORS
PER PIECE

MIX & MATCH
COLOURS



FOR HEAVY-COMMERCIAL USAGE



E-Zero MDF
structure

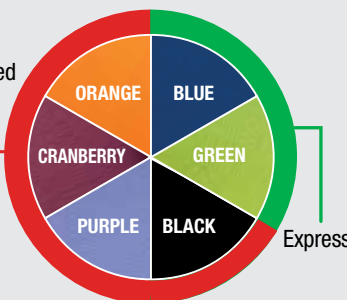


Ball bearing castors
with rubber wheels



Double stitching
Top quality vinyl

Extended



Available colours

PODZ LILYPAD PACKAGE



EXTRA THICK
90mm CUSHION

• 610mm Diameter

Trolley **\$169** PDLPTROLLEY
• 1120mm high • Holds 11 Lilypads

IDEAL FOR MAKER SPACE - 1800 X 1200

STEAMROLLER WITH 15 TOTES

- Fixed height 1040mm
- Erasable Surface

ONLY
\$1002
SRBE1812T15

Steamroller
Table with Height
adjustable leg
\$717 SRTA1812AW



Includes:

- Stores 15 totes
- Does not include tote trays
- Optional totes add **\$225**

ACER FLIP TABLE

ERASABLE
SURFACE TOPS NOW
AVAILABLE
1200mm dia. only

\$556
ACFPROUNDWB



FROM
\$532
ACFPROUND

*Matching edge



Acer

.JU

.BL


.OAK*

.SV

.WB

MOBILE WHITEBOARDS

1200W x 1000H
\$299
TSMWB1210



1200W x 1000H **\$299** TSMWB1210
1500W x 1000H **\$369** TSMWB1510
1800W x 1000H **\$399** TSMWB1810

- Double sided
- Sturdy frame
- 1750mm overall height



FUSION LEARNING CENTRE

ONLY
\$639
FUSIONSTD

- Strong paper holder
- Heavy duty locking castors
- Includes rear storage

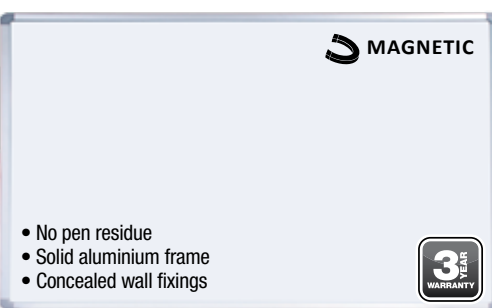


- 830W x 450D x 1560H
- Includes magnetic whiteboard
- * Tote boxes extra **\$15ea** TOTE120

FELT PINBOARDS

900W x 600H **\$69** TSPB0906
1200W x 900H **\$119** TSPB1209
1500W x 900H **\$159** TSPB1509
1800W x 900H **\$169** TSPB1809
2400W x 1200H **\$299** TSPB2412

- Strong extra thick felt
- Wall fixings supplied
- Available in Blue or Grey



- No pen residue
- Solid aluminium frame
- Concealed wall fixings



WALL MOUNT WHITEBOARD

900W x 600H **\$79** TSWB0906
1200W x 900H **\$129** TSWB1209
1500W x 900H **\$169** TSWB1509
1800W x 900H **\$199** TSWB1809
1800W x 1200H **\$249** TSWB1812
2400W x 1200H **\$299** TSWB2412
3000W x 1200H **\$369** TSWB3012

*Prices do not include delivery; assembly; installation or rubbish removal (unless specified). \$POA

1 ROUND



NEW
Oak now
available

2 CRESCENT



Erasable
surface

NEW
Black Acer legs
now available

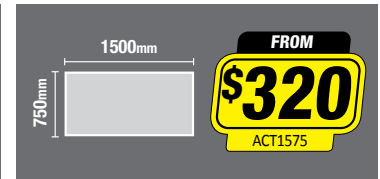
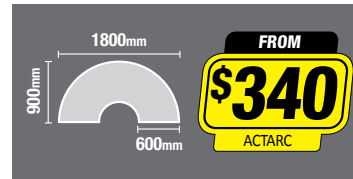
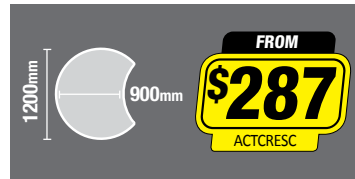

3 ARC



*Silver only

Fixed height OR
Bench Height
adjustable legs

4 RECTANGLE



Also available in Erasable Surface tops

BONE



TRINITY



STAR



*Silver
only

PENTAGON



FAN



*Silver
only

D-END



QUARTER



HELIX



*Silver
only

AXIS



*Silver
only

IDEAL FOR EDUCATIONAL USE

Top Shape	Fixed Height with Levelling Feet		Height Adjustable with Castors	
	Code	Price	Code	Price
1a Round	ACTROUND	\$280	ACTROUND ^{AW}	\$388
1b Round WB*	ACTROUND.WB	\$304	ACTROUND ^{AW} .WB	\$412
2a Crescent	ACTCRESC	\$287	ACTCRESC ^{AW}	\$395
2b Crescent WB*	ACTCRESC.WB	\$312	ACTCRESC ^{AW} .WB	\$420
3a Arc	ACTARC	\$340	ACTARC ^{AW}	\$448
3b Arc WB*	ACTARC.WB	\$372	ACTARC ^{AW} .WB	\$480
4a Rectangle	ACT1575	\$320	ACT1575 ^{AW}	\$428
4b Rectangle WB*	ACT1575.WB	\$349	ACT1575 ^{AW} .WB	\$457

All Acer tops are 18mm thick MDF *Erasable tops have 12 month warranty

COMPARE OUR TOP SIZES

Acer tables offer lower "cost per student"... Acer 1200mm diameter tables accommodate 4 students, other 900mm diameter tables accommodate 1 student.



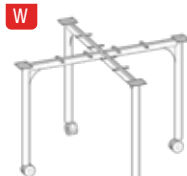
Available Table Frames: (Check specific products to see which frames apply)

F



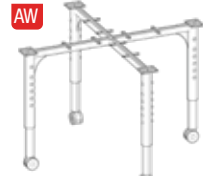
Fixed Height Leg
(with levelling feet)
720mm high

W



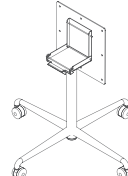
Fixed Height Leg
(with lockable castors)
720mm high

AW



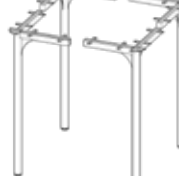
Height Adjustable Leg
(with lockable castors)
6 heights: 550 | 610 | 640 | 680 | 720 | 750mm

FP



Flip Table
(with lockable castors)
720mm high

B



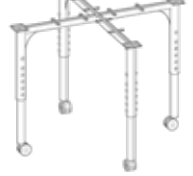
Bench Fixed Height Leg
(with levelling feet)
900 mm high

BW



Bench Fixed Height Leg
(with lockable castors)
900mm high

BAW



Bench Height Adjustable Leg
(with lockable castors)
6 heights: 720 | 780 | 810 | 850 | 900 | 930 mm



The only flip
frame suitable
for 1200mm tops



Strong 60mm height
adjustable leg



Option of heavy
duty lockable
castors or glides
(ACBELLGLIDE)

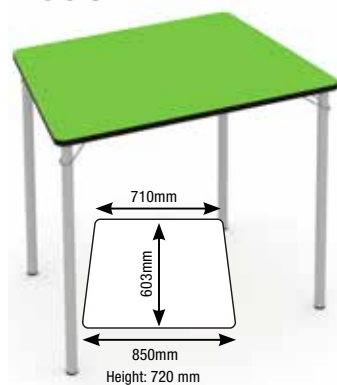


Lasso Education Tables

LOCAL SERVICE
HUGE RANGE
BEST PRICE



LASSO TAPER



NO CASTORS
\$195
LASTAPER

Radius corners for added safety



2 CASTORS
\$215
LASTAPERW

*Optional Tote (T)
Add \$23

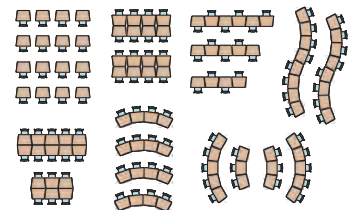
TABLE TOP COLOURS:

Juicy Oak Silver Erasable Surface

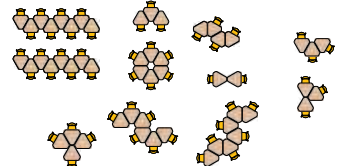
FRAME COLOURS:

Black Grey

LASSO TAPER LAYOUT OPTIONS



LASSO SHIELD LAYOUT OPTIONS



LASSO SHIELD



NO CASTORS
\$175
LASSHIELD

Optional castors for easy manoeuvrability



1 CASTOR
\$185
LASSHIELDW



Lasso Tables - Shield and Taper Tops					
Style	Legs	Static	Price	Mobile	Price
Shield	3	LASSHIELD	\$175	LASSHIELDW	\$185
Taper	4	LASTAPER	\$195	LASTAPERW	\$215
Taper with Tote	4	LASTAPERT	\$218	LASTAPERWT	\$238

Erasable tops add \$10.



*Prices do not include delivery, assembly, installation or rubbish removal (unless specified). \$POA.

BACK TO SCHOOL

1000s of stocked items ready for quick delivery

NEW - Flexible Student Seating



EDCO CANTILEVER CHAIR AND STOOL

Modern ergonomically designed cantilever chairs absorb the bounce of active children, so teachers don't have to. The robust seat surface is easy to clean and resists scratches. The C-frame makes raising the chairs on desks and tables quick and safe. Glides provide stability and protect floors from abrasion.

A convenient grip hole in the seatback makes carrying this lightweight chair effortless.



Supporting ribs



Ergonomic Design



Strong & easy fixing system



Glides provide stability and protect floors from abrasion



Sturdy light metal frame



Strong steel cantilever frame



8 Colour Options

380H CHAIR

\$105

EDCHC380

660H STOOL

\$179

EDSTL660

Available in 7 Heights

SHELL COLOURS



METAL FRAME COLOURS



White Grey Black Charcoal



	GRADE	SEAT HEIGHT (MM)	CODE	SUITS DESK HEIGHT (MM)	PRICE
Edco Cantilever Chair	Prep-3	350	EDCHC350#	550-650	\$105
	3-5	380	EDCHC380**	625-700	\$105
	4-6	430	EDCHC430*	675-725	\$139
		460	EDCHC460*	725-750	\$145
Edco 4 Leg Stool	6-12	560	EDSTL560#	820	\$179
		610	EDSTL610#	850	\$179
		660	EDSTL660*	900	\$179

*Stocked range: Any colour shell on Black Frame

**Stocked range: Charcoal or Yale Blue shell on Black frame

*Indent item - lead times apply